

KULZER
VIVIDA
SHADE CORRECTION



A BEAUTIFUL SMILE
CAN BE SO EASY



OFFICE


SHADE CORRECTION

OFFICE

SHADE CORRECTION

Offer your patients a noticeably brighter smile in a single appointment with Kulzer Vivida Office Shade Correction.

It's engineered for the modern dental practice, providing a professional shade correction system that delivers predictable, brilliant outcomes.



VIVID RESULTS, GENTLE SCIENCE

Our patented HPS formula with 25% HPS (Hydrogen Peroxide Superior) concentration provides the foundation for noticeable shade correction results. It is just enough to deliver a powerful impact while minimizing potential side effects like hypersensitivity or enamel damage. This allows you to deliver a significant shade correction in just 30 to 45 minutes, providing a comfortable experience for your patient.

READY WHEN YOU ARE

The Kulzer Vivida Office Shade Correction is designed to streamline your in-office workflow. The gel is delivered in a ready-to-use pen with a practical pen brush, eliminating the need for mixing and saving valuable practice time. A key feature for control and convenience is the gel's change in consistency: it thickens after application, ensuring it stays exactly where it is placed. For maximum ease, the system can be stored at room temperature and above all requires no extra light for activation. To meet the specific needs of your practice, the system is available in several configurations:

- KULZER VIVIDA OFFICE STARTER PACK: Three 2 ml Office Pens.
- KULZER VIVIDA OFFICE REFILL: Twelve 2 ml Office Pens.
- KULZER VIVIDA GINGIVA BARRIER: Two 1.2 ml Syringes of light curing barrier.

YOUR PARTNER IN AESTHETIC EXCELLENCE

Trust in the quality and reliability that Kulzer represents. Our products are the result of extensive dental experience and innovation, adhering to strict quality standards. With Kulzer Vivida Office we now offer a complete shade correction system for both in-office treatments and dentist-supervised at-home care. Meet the individual needs of your patients best!

As your reliable partner in aesthetic dentistry, we are committed to providing products that support your work.

Elevate your in-office aesthetic treatments by offering your patients a professionally supervised chairside solution.

The journey to a brighter smile starts here.



kulzer.com/vivida-office

© 2026 Kulzer GmbH. All Rights Reserved.



KULZER
MITSUI CHEMICALS GROUP

Kulzer GmbH · Leipziger Straße 2 · 63450 Hanau · Germany · kulzer.com

A9719 EN 01/2026ORT

KULZER VIVIDA



A BEAUTIFUL SMILE
CAN BE SO EASY



HOME KIT

WHITENING

6% HYDROGENPEROXIDESUPERIOR

HOME KIT

WHITENING

6%HYDROGENPEROXIDE SUPERIOR

Do you want to offer your patients a gentle and user-friendly teeth whitening system which can be stored at room temperature?

The Kulzer Vivida Home Kit provides a convenient solution for your practice while meeting the needs of your patients.

CONVENIENCE AT YOUR FINGERTIPS

Kulzer Vivida is designed with your comfort in mind. Room temperature storage (max. 25 °C) simplifies handling and ensures product stability. The improved viscosity of the whitening gel changes to a thicker consistency in the mouth automatically, making the application in the tray and the treatment on the teeth easy and safe for your patients.

The kit includes everything for a comprehensive whitening treatment at home:

- PRE-WHITENING TOOTHPASTE
- WHITENING GEL
- TOOTH CONDITIONER
- TRAY CASE

GENTLE EFFECTIVENESS

Our patented HPS formula brings whitening to the next level, offering better stability, viscosity and self-activation for superior results and effectiveness.

With a 6 % HPS concentration, our formula is designed to minimize hypersensitivity, making the whitening process comfortable and gentle on the teeth.

The desensitizing effect of the Tooth conditioner further enhances this comfort.

Allow your patients to whiten their teeth without the hassle of overnight treatments with a fast 15 – 30 minute treatment time per day.

RELIABILITY YOU CAN TRUST

Trust in the quality and reliability of Kulzer Vivida. The high-quality packaging creates a memorable experience for patients, with appealing aesthetics and a positive unboxing experience. The products adhere to strict European quality standards and are issued from best innovation development. As a well-known dental company, we ensure a safe and effective product for your aesthetic dentistry.

Upgrade your patients' smile with Kulzer Vivida. Experience the convenience, gentleness and reliability of our home whitening kit.

The journey to a brighter smile starts here.



kulzer.com/vivida-home

© 2025 Kulzer GmbH. All Rights Reserved.




KULZER
MITSUI CHEMICALS GROUP


Kulzer GmbH · Leipziger Straße 2 · 63450 Hanau · Germany · kulzer.com


A8697 EN 12/2024ORT


KULZER VIVIDA


SHADE CORRECTION WORKING STEPS


- 


1. Place retractor into mouth
- 


2. Air dry
- 


3. Apply gingiva barrier
- 

4. Light cure 20-40 sec.
- 

5. Apply gel
- 

6. 10-15 min.
- 

7. Remove by suction
- 

8. 2-3x
Steps 5+6
- 

9. Rinse with water and suction



EN Instruction for Use

MD 

Kulzer Vivida Office Shade Correction

Professional Shade Recovery Product

DESCRIPTION

Kulzer Vivida Office Shade Correction gel is based upon reactive oxygen which is added as stabilized encapsulated hydrogen peroxide. On contact with the discoloration on the enamel, the hydrogen peroxide breaks down rapidly into oxygen radicals and water. During the process the free radicals attack the double carbon bonds that are the source of most colors (stains) in the tooth.

INDICATIONS

Kulzer Vivida Office Shade Correction is a single use, simple in-office product used for shade corrections of vital and non-vital teeth in just 30–45 minutes.

CONTRAINDICATIONS

It is recommended to consult a doctor for:

- Pregnant and lactating women.
- Those currently treated for a serious illness.
- Children under the age of 18 years.

CONTENTS

- 3x 2ml Kulzer Vivida Office Pen(Office Starter Pack)
- 12x 2ml Kulzer Vivida Office Pen(Office Pen Refill)

Active Ingredient

- 25 % Hydrogen Peroxide

COMPOSITION

- PEG, water, hydrogen peroxide, poloxamer, t-butyl alcohol, etidronic acid, peppermint oil, EDTA, sodium stannate

CLINICAL PROCEDURE

Pre-treatment

- Review current dental health and make realistic expectations about final results.
- Provisional or temporary restorations may discolor during the whitening process while composite or polycarbonate materials will remain unaffected.
- Composite restorations may require replacement, since only natural teeth will whiten.
- For aesthetic or adhesive restorations, wait two weeks after the last whitening treatment to allow color stabilization.
- All restorations should be intact or well-sealed with adequate temporary materials.
- It is recommended to use a sensitivity relief product (i.e. Kulzer Vivida Tooth Conditioner) two weeks prior to, and two weeks after the whitening treatment.
- Determine the initial tooth shade with a photo.
- Polish the teeth with prophy angle and prophy paste to remove plaque.

Barrier procedure

- Insert a cheek retractor and dry the gingiva with air.
- Apply the Kulzer Vivida Gingiva barrier to the gingival tissue along the margins of the tooth according to the instruction for use of Kulzer Vivida Gingiva barrier.

Correction procedure

- Apply a thin layer of gel onto the teeth.
- Please use the dosing lines on the pen for reference.
- After ten to fifteen minutes remove the gel by suction.
- Repeat the application and removal steps two to three times.
- Rinse the teeth with water and suction.

Post-treatment procedure

- Determine the final tooth shade with a photo.
- Advise the patient to use a sensitivity relief agent (i.e. Kulzer Vivida Tooth Conditioner) for at least two weeks after treatment.

POTENTIAL ADVERSE EFFECTS

- Gel that comes into contact with the gingiva may cause severe soft tissue irritation.
- Remove immediately the gel of the gingiva by suction in case you notice it has touched the gingiva.
- Increased tooth sensitivity to cold or non-specific sensitivity in the teeth, gums, tongue, lips or throat can occur during the treatment. In general, symptoms should disappear within a few days after the treatment. The treatment can be proceeded with shorter, less frequent applications until

the desired whitening effect has been achieved. If the discomfort remains, discontinue the treatment.

DISPOSAL INFORMATION

- Dispose of device in accordance with local waste regulations.

WARNINGS AND SAFETY INSTRUCTIONS

- If gel is swallowed, immediately drink water, do not induce vomiting, and contact a doctor.
- If gel gets into eyes, hold eyelids apart and flush the eye continuously with running water for at least fifteen minutes and contact a doctor.
- If gel gets into contact with clothing, skin or hair contact occurs, remove contaminated clothing and flush skin or hair with running water.
- Contains hydrogen peroxide.
- Keep out of reach of children.

STORAGE CONDITION

- Store in a cool, dry place (frost-free) and protected from direct sunlight.
- Do not use the material after the expiry date.

Made in The Netherlands